



2016

2016 08

)

(

2016	2
	5
	7
	9
	16
	279MCID 64
	31
	

			000829
	Telling Telecommunication Holding Co.,Ltd		
	Telling Holding		

	117	
	D	
	010-58300807	
	010-58300805	
	ir@chinatelling.com	

1

2015

2

2015

5

3

2015


	2,052,687.13	
	-5,493,983.88	
	-918,287.07	
	-1,118,191.65	
	-1,599,711.82	--

1

1

1

2016



	17,000,015,195.48	21,116,299,701.14	-19.49%	
	16,335,114,249.23	20,347,259,469.65	-19.72%	
	399,735,526.59	519,022,185.50	-22.98%	
	156,989,174.57	154,570,926.10	1.56%	
	129,209,613.58	135,202,631.64	-4.43%	
	6,756,914.14	4,377,657.96	54.35%	2015
	28,651,453.14	34,998,118.90	-18.13%	
	-1,314,882,506.60	545,962,186.93	-340.84%	
	-773,542,242.79	-59,664,461.52	-1,196.49%	
	1,013,928,771.76	-1,688,661,763.04	160.04%	
	-1,074,495,977.63	-1,202,433,476.21	10.64%	

'=F2+X

	16,651,498,438.10	16,169,025,570.23	2.90%	-20.47%	-20.29%	-0.22%
	54,397,360.67	27,500,783.75	49.44%	-40.72%	-45.33%	4.26%
	128,202,365.31	53,552,924.23	58.23%	100.00%	100.00%	58.23%
	142,128,726.95	83,513,290.79	41.24%	143.60%	6,558.04%	-56.61%
	16,537,329,457.57	16,094,721,609.76	2.68%	-20.57%	-20.31%	-0.32%
	114,168,980.53	74,303,960.47	34.92%	-1.08%	-14.73%	10.42%
	54,397,360.67	27,500,783.75	49.44%	-40.72%	-45.33%	4.26%
	128,202,365.31	53,552,924.23	58.23%	100.00%	100.00%	58.23%

142,128,726.95

®

16

5x

1


3

4

2

1

2



3

4

⌘



⌘

				2500	63,725,642. 42	-93,852,535 .10	155,184,08 1.94	5,134,089 .97	5,020,023.17
				50,900	63,489,007. 03	-86,843,056 .63	3,574,846.8 1	-48,768,6 96.53	-48,804,408.0 1

1217.6



1

2

--	--	--	--	--	--	--	--	--	--	--	--	--	--	--

					3								
		2016 5 31	3,500	-128.49	962.18	23.69%							

3

1

100%

2016 3 21

65%

33

							(%)	
--	--	--	--	--	--	--	-----	--

3.
(1)

	139,684,347.33	139,684,347.33
	63,593,416.61	63,593,416.61
	51,284,404.84	51,284,404.84

1

	12	24	30%
	24	36	30%
	36	48	

2 2016 3 14 2016

3 2016 4 8

2016 4 8

121

1,191.79

121

1,191.79

11

3

30% : 30% : 40%

2016 -2019

2016

2

	2016 04 02	
	2016 05 24	
	2016 06 21	
	2016 07 04	
	2016 01 19	
	2016 01 19	

1

1

2

3

	01							
	2016 04 01	3,000	2016 04 25	3,000		1		

B1

3

4

5%

			2003 01 19		
		6	2015 07 10		
		6	2015 07 10		
		6			

	104,475	0.01%	0	0	0	11,917,900	11,917,900	12,022,375	1.25%
1	0	0.00%	0	0	0	0	0	0	0.00%
2	0	0.00%	0	0	0	0	0	0	0.00%
3	104,475	0.01%	0	0	0	11,917,900	11,917,900	12,022,375	1.25%

2 2016 3 14 2016

3 2016 4 8

2016 4 8

121

1,191.79

2016 4 15

121

11,917,900

958,818,992

2015

-0.24 /

2016 4 15

121

11,917,900

946,901,092

		6.74%	64,671,663	-3,860,000	0	64,671,663		
--	--	-------	------------	------------	---	------------	--	--

		7,752,400	7,752,400
		7,752,400	7,752,400
		7,752,400	7,752,400
		7,752,400	7,752,400
10			
10			
10			
10			
4		54,965,984	5.73%

10

10

10

10



巨潮资讯

www.cninfo.com.cn

中国证监会指定信息披露网站

			2016 02 03	
			2016 01 15	
			2016 01 13	
			2016 01 15	

1

2016 06 30

	3,465,019,323.36	4,864,485,300.99
	42,368,560.00	290,533,717.00
	769,298,676.83	622,297,721.09
	746,672,141.27	381,893,072.55
	374,615.76	48,326.03
	76,098,847.52	87,474,014.55
	2,585,328,674.02	3,375,028,417.28


--	--	--



	292,819,939.82	239,640,759.48
	101,935,859.06	101,935,859.06
	656,462,116.68	687,449,293.00
	2,010,036,907.56	1,975,927,003.54
	294,117,510.38	330,042,386.64
	2,304,154,417.94	2,30

	10,000,000.00	10,000,000.00





	251,818.00	251,818.00

4


	39,885.00	45,462.00
	15,531.17	20,744.73
	1,272.94	
	14,450,108.49	4,522,528.29
	-122,647.92	-473,542.80
		45,079.55

2.		
3.		
4.		
5.		
6.		
	78,022,322.39	-6,701,440.27

	21,232,914,919.37	26,180,685,765.67
	360,863,890.42	328,523,526.25
	134,519,533.13	201,464,399.43

	4,272,066,660.00	2,792,749,956.86
	3,165,372,000.00	3,940,000,000.00
	92,349,888.24	124,551,719.90
	416,000.00	416,860,000.00
	3,258,137,888.24	4,481,411,719.90
	1,013,928,771.76	-1,688,661,763.04
		-69,438.58
	-1,074,495,977.63	-1,202,433,476.21

	20,000,000.00	
	58,687,937.00	



2													
3													
4													

	946,90				239,640				100,092		916,786	458,843	2,662,2
	1,092.				,759.48				,500.19		,251.82	,168.41	63,771.
	00												90

|


2													
	946,90 1,092. 00				239,640 ,759.48				100,092 ,500.19		834,930 ,600.28	421,425 ,281.44	2,542,9 90,233. 39

8

--	--

--

1



										-6,701,44	-6,701,44
										40.27	0.27
1											
2											
3											
4											

1997 12 2

2003

[2003]20

70%

2007 3 21

91360700158312266X

958,818,992 (1)

12,022,375

946,796,617

2016 8 30

5

4

5

1.

2.

6

33

7

1.

2.

(1)

(2)

(3)

(4)

(5)

8

9

1.

2.

10

1.

(1)

(2)

(3)

5.

(1)

(2)

(3)

1)

2)

50%

50%

12

12

20%

20%

50%

6

6

12

11

1

	1%()



4.

5.

(1)

(2)

13

1.

2.

(1)

Ď × f; 1; @ (ÈRB0È); CVM0 F80T00hç € Z|í% OaT³ ð n Ö é <Ó0 ð M û°çÊÍ 4*2q"ŽĐ 4±f t¾lÓ0

22

1.

2.

23

1.

2.

(1)

(2)

(3)

(2)

(3)

2.

(1)

(2)

(3)

(4)

(5)

25

1

2

26

/

1.

2.

3.

4.

(2)

(1)

27

1

28

- (1)
- (2)
- (3)

29

1

2

30

1

		17% 13%() 11% 4% 6% 3%
		10% 20% 0.5 /500
		5%
		1% 7%
		9% 15% 25%

--	--

	9%
	15%
	15%
	15%
	25%

2

[2014]51

2014 9

9%

2014 10 30

GR201411000619 ,2014-2017

15%

2015 9 8

GF201511000657 ,2015-2018

15%

2014 9 30

GR201444201168 ,2014-2017

15%

3**1**

4

1

	42,368,560.00	290,533,717.00
	42,368,560.00	290,533,717.00

2

3

	20,000,000.00	
	20,000,000.00	

4

5

1

	816,229,723.59	100.00%	46,931,046.76	5.68%	769,298,676.83	659,780,386.38	100.00%	37,482,665.29	5.68%	622,297,721.09
	816,229,723.59	100.00%	46,931,046.76	5.68%	769,298,676.83	659,780,386.38	100.00%	37,482,665.29	5.68%	622,297,721.09

5

6

6

1

1	734,514,992.76	98.37%	353,975,561.18	92.69%
1 2	10,642,788.85	1.43%	26,403,151.71	6.91%
2 3	1,514,359.66	0.20%	1,514,359.66	0.40%
	746,672,141.27	--	381,893,072.55	--

1

2

1	289,931,640.30	38.83%
2	108,873,698.50	14.58%
3	58,749,661.33	7.87%
4	34,497,241.98	4.62%
5	14,640,511.38	1.96%
	506,692,753.49	67.86%

7

1

	374,615.76	48,326.03
	374,615.76	48,326.03

2

8

1

2

1

9

1

	117,990,1	16.08	100.00%	41,891,2	68.56					

1	63,948,174.10	3,127,702.21	5.00%
1	63,948,174.10	3,127,702.21	5.00%
1 2	10,398,316.80	1,039,831.68	10.00%
2 3	2,253,999.00	450,799.80	20.00%
3 4	4,548,805.51	1,819,522.20	40.00%
4 5	6,937,040.00	5,549,632.00	80.00%
5	29,903,780.67	30,657,061.18	100.00%
	117,990,116.08	42,644,549.07	

2

5,795,028.46

0.00

3

4

	60,819,011.51	56,476,103.67
	14,142,300.44	16,708,287.08
	35,956,244.34	1,523,672.49
	7,072,559.79	48,862,191.41
	117,990,116.08	123,570,254.65

5

--	--

3

5,000,000.00 1-2

	170,589,590.43	326,897,384.13
	170,589,590.43	326,897,384.13

12

1

	10,000,000.00			10,000,000.00						
	500,000.00			500,000.00					1.00%	
	3,000,000.00			3,000,000.00					2.47%	


2 \				
3				
3.				
1				
2				
4.	4,193,237.34	126,560.42		4,319,797.76

15

1

1.	413,197,748.98	26,723,746.71	42,425,486.18	14,435,577.09	94,739,340.74	591,521,899.70
2.	726,446.40	6,243,248.55	4,588,966.56	1,543,000.76	2,020,239.65	15,121,901.92
1	726,446.40	6,243,248.55	4,588,966.56	1,543,000.76	2,020,239.65	15,121,901.92
2						
3						
3.					19,046,664.67	

4.		1,560,796.11	645,332.38		4,968.06	2,211,096.55



--	--	--	--	--	--	--	--	--

	2,620,352.72	655,088.18	2,730,238.00	682,559.50
--	--------------	------------	--------------	------------

2

21

		50,000,000.00

25

1

	512,159,676.76	208,230,350.74

3

1		11,377,526.37	11,377,526.36	
2		796,737.00	796,737.00	
		12,174,263.37	12,174,263.36	

27

	1,132,088.65	14,351,252.37
	2,618,706.47	18,171,978.45
		357,529.66

29

1

	5,540,000.00			5,540,000.00	
	5,540,000.00			5,540,000.00	--

33

	817,210.75			
	817,210.75			--

34

	6,911,111.00		68,333.34	6,842,777.66	
	6,911,111.00		68,333.34	6,842,777.66	--

--	--	--

	507,526,415.00	
--	----------------	--

36

				+	-		

40

	687,449,293.00	916,786,251.82
	687,449,293.00	916,786,251.82
	-30,987,176.32	-81,855,651.54
	656,462,116.68	834,930,600.28

- 1) 0.00
- 2) 0.00
- 3) 0.00
- 4) 0.00
- 5) 0.00

41

	16,976,226,891.03	16,333,592,569.00	

43

	124,127,008.26	161,317,744.27
	2,237,152.72	4,065,372.56
	25,799,582.30	

--	--	--	--	--	--	--	--	--	--

	6,756,914.14	4,377,657.96
--	--------------	--------------

6

	416,000.00	100,000.00
		416,760,000.00
	416,000.00	416,860,000.00

53**1**

1	--	--
	-66,906,047.84	-137,023,495.37
	68,387,057.85	66,985,590.01
	19,072,188.89	16,092,608.01
	8,994,262.84	6,505,232.32

2	--	--
3	--	--
	2,790,989,323.36	2,852,259,374.47
	3,865,485,300.99	4,054,692,850.68
	-1,074,495,977.63	-1,202,433,476.21

2

	2,790,989,323.36	3,865,485,300.99
--	------------------	------------------

3

	139,684,347.33	139,684,347.33
	63,593,416.61	63,593,416.61
	51,284,404.84	51,284,404.84
	10,822,137.31	10,822,137.31
	464,425.97	464,425.97
	2,413,146.92	2,413,146.92
	49,151,417.59	49,151,417.59
	219,247,549.64	219,247,549.64
	137,088.25	137,088.25
	219,110,461.39	219,110,461.39

2015 12 11

2015 10 31


2015 0290

4

5

6

2



35,000,0
00.00 100.00% 2016
05 31

4

5

2

1



45.00%

	545,670,974.24			

3

4

5

1

			5,000.00	13.76%	13.76%

2

3

4

5

1

/

--	--	--	--	--	--

8

50.65%

15,946.21

1657.0068

30.4437

1081.6

1.9226

1079.6774

2016 1 19

6

1

0.00

0.00

700,000.00

3

4

5

1

2

	3					0
	8,830,757,815.97	389,036,223.04	330,312,068.25	1,112,237,003.30	332,370,000.00	10,329,973,110.56
	7,889,606,739.95	116,629,411.52	52,666,616.73	299,285,924.42	332,370,000.00	8,025,818,692.62

3

4

7

8

1

1

	260,346,763.78	100.00%	28,653,026.95	11.01%	231,693,736.83	278,668,213.42	100.00%	27,747,763.79	9.96%	250,920,449.63
	260,346,763.78	100.00%	28,653,026.95	11.01%	231,693,736.83	278,668,213.42	100.00%	27,747,763.79	9.96%	250,920,449.63

1	243,888,144.03	12,194,407.20	5.00%
1	243,888,144.03	12,194,407.20	5.00%
5	16,458,619.75	16,458,619.75	100.00%
	260,346,763.78	28,653,026.95	11.01%

2

905,263.16

0.00

3

	244,475,218.36	264,096,333.07
	5,470,000.00	5,470,000.00
	384,619.15	58,184.75
	10,016,926.27	9,043,695.60
	260,346,763.78	278,668,213.42

4

		226,602,984.78		87.04%
		17,200,000.00		6.61%
		5,470,000.00		2.10%
		4,435,390.00		1.70%
		2,770,000.00		1.06%
	--	256,478,374.78	--	98.51%

5

1

	-194,893.79	
	2,052,687.13	
	-5,493,983.88	

3

4

94107MC 065.72 3 re24ref0 g3 15.6 A7/MCIDID 159 02 3 re2265.72 352.22 82. 15.6 reWB/T/TT0 9 Tf264.82 323.96 Td()TE

	42,368,560.00	290,533,717.00	-248,165,157.00	-85.42%	1
	746,672,141.27	381,893,072.55	364,779,068.72	95.52%	2
	374,615.76	48,326.03	326,289.73	675.18%	3
	170,589,590.43	326,897,384.13	-156,307,793.70	-47.82%	4
	102,068,991.00	78,253,791.00	23,815,200.00	30.43%	5
	1,242,113,674.24	1,224,135.63	1,240,889,538.61	101368.63%	6
	50,552,900.00	100,552,900.00	-50,000,000.00	-49.73%	7
	2,156,498,552.00	4,491,561,087.00	-2,335,062,535.00	-51.99%	8
	441,401,745.87	847,045,463.56	-405,643,717.69	-47.89%	9
	512,372,951.35	208,230,362.74	304,142,588.61	146.06%	10
	10,639,610.20	22,961,716.00	-12,322,105.80	-53.66%	11
	13,092,832.46	50,674,763.02	-37,581,930.56	-74.16%	12
	246,999,099.21	169,412,650.31	77,586,448.90	45.80%	13
	501,007,274.00	1,007,274.00	500,000,000.00	49638.93%	14
	817,210.75		817,210.75	100.00%	15

14,941,385.93

25
26
27
28
29
30
31
32
33
34
35
36
37

1
2